


















ALL GREYED ITEMS ARE OUTSIDE THE SCOPE OF THIS DRAWING. FOR GENERAL AV SCOPE PLEASE REFER TO THE CHRIS LEWIS INFORMATION.

THIS DRAWING IS INDICATIVE AND REPRESENTS ONLY THE DESIGN INTENT, THE CONTRACTOR MUST PRODUCE FULLY CO-ORDINATED WORKING / INSTALLATION DRAWINGS AS REFERRED TO IN THE CONTRACT DOCUMENTATION

NOTES

- DO NOT SCALE FROM THIS DRAWING. ALL DIMENSIONS INDICATED ARE IN MILLIMETRES.
- THIS IS NOT A CONSTRUCTION DRAWING.
- DRAWING TO BE READ IN CONJUNCTION WITH SPECIFICATION, DOCUMENTATION, DRAWINGS & ALL RELEVANT BRITISH STANDARD DOCUMENTS.
- SECURITY ITEMS INDICATED ARE PRELIMINARY ONLY. THE FULL SECURITY DESIGN IS TO BE COMPLETED BY THE SPECIALIST.
- ACCESS CONTROL ITEMS INDICATED ARE PRELIMINARY ONLY. THE FULL SECURITY DESIGN IS TO BE COMPLETED BY THE SPECIALIST.
- ALL FOB READERS ARE TO BE CARD AND PIN TYPE- AN ELECTRONIC CARD IS TO BE PRESENTED TO THE READER BY THE USER. THE READER WILL THEN REQUEST THE USER TO INPUT AN ACCESS CODE. IF A CODE IS CORRECTLY INPUTTED BY THE USER, THE LOCK MECHANISM WILL BE RELEASED.
- IT/DATA ITEMS INDICATED ARE PRELIMINARY ONLY. THE FULL IT/DATA DESIGN IS TO BE COMPLETED BY THE SPECIALIST.
- CHUBB SECURITY ARE TO REVIEW AND COMMENT ON SECURITY ARRANGEMENTS.
- ALL FINAL SETTING OUT BY JFA ARCHITECTS.

LEGEND

- SP  AUDIO/VISUAL SPEAKER
- WIFI  WIFI ACCESS POINT
- PROJECTOR  PROJECTOR POWER POINT
-  2 DOUBLE RJ45 OUTLET
- INDUCTION LOOP TAPE
- AVC  AUDIO-VISUAL CONTROLLER
- AVT  AUDIO-VISUAL TROLLEY
- MIC  MICROPHONE
- PS  PRESENTATION SCREEN
- PTZ  PAN-TILT-ZOOM CAMERA
- PRJ  PROJECTOR SCREEN
- RB  ROOM BOOKING
- TS  TOUCH SCREEN
- VC  VIDEO CONFERENCING
- WS  WELCOME SCREEN
- DBR  DIGITAL BLUETOOTH RECEIVER
- BL  ELECTIRCAL BLIND
- XXX  DATA POVISION FOR AV ITEM

LOCAL AUDIO LOOP AND MICROPHONE INCORPORATED INTO RECEPTION DESK. FINAL DETAILS TO BE AGREED WITH DESK CONTRACTOR.

DANTE BLUETOOTH RECEIVER. ALLOW 2x CAT6A CONNECTIONS: 1NO. DIRECT PLUG IN, 1NO. REDUNDANCY. ALSO ALLOW 2NO. CAT6A TO PRESENTATION SCREEN. SEE CHRIS LEWIS INFORMATION FOR FINAL DETAILS.

AV CONTROLLER. ALLOW 2x CAT6A CONNECTIONS: 1NO. DIRECT PLUG INTO UNIT, 1NO. REDUNDANCY. SEE CHRIS LEWIS INFORMATION FOR FINAL DETAILS.

ROOM BOOKING SYSTEM. ALLOW 2x CAT6A CONNECTIONS: 1NO. DIRECT PLUG INTO UNIT, 1NO. REDUNDANCY. SEE CHRIS LEWIS INFORMATION FOR FINAL DETAILS.

ALL VERTICAL BLINDS REQUIRE A BLIND CONTROL CABLE

INDUCTION LOOP TAPE

ALL SPEAKERS TO BE PICKED UP WITH 16/2 SPEAKER CABLE. SEE CHRIS LEWIS INFORMATION FOR FINAL DETAILS.

FOR PRESENTATION SCREEN

-ALLOW FOR 12no. RJ45 OUTLETS.  
-ALLOW 4NO. XLR CABLES.  
SEE CHRIS LEWIS INFORMATION FOR FINAL DETAILS.

-ALLOW 2NO. ADDITIONAL RJ45 OUTLETS TO LINK TO DIGITAL BLUETOOTH RECEIVER.

LIGHTWELL BLIND REQUIRES 2x BLIND CONTROL CABLE. SEE CHRIS LEWIS INFORMATION FOR FINAL DETAILS.

DATA/POWER PROVISION FOR PROJECTORS. ALLOW FOR 2NO. CAT6A TAILS TO EACH ITEM AND 1x 8 CORE FIBRE. SEE CHRIS LEWIS INFORMATION FOR FINAL DETAILS.

DATA POINTS FOR GENERAL USE TO BE INSTALLED AT LOW LEVEL

PTZ CAMERAS. ALLOW 2x CAT6A CONNECTIONS: 1NO. DIRECT PLUG INTO UNIT, 1NO. REDUNDANCY. SEE CHRIS LEWIS INFORMATION FOR FINAL DETAILS

WELCOME SCREEN- 2 GANG RJ45 OUTLET AT LOW LEVEL ADJACENT TO DSSOs IN CUPBOARD BELOW- REFER TO JFA ELEVATION.

WELCOME SCREEN- 2 GANG RJ45 OUTLET AT LOW LEVEL ADJACENT TO DSSOs IN CUPBOARD ADJACENT- REFER TO JFA ELEVATION.

SPEAKERS TO BE MOUNTED ON LIGHTING TRACK, ADDITIONAL CABLING REQUIRED PLEASE SEE CHRIS LEWIS INFORMATION FOR FINAL DETAILS.

MICROPHONE. ALLOW 2x XLR AND ALLOW 2x CAT6A CONNECTIONS: 1NO. DIRECT PLUG INTO UNIT, 1NO. REDUNDANCY. SEE CHRIS LEWIS INFORMATION FOR FINAL DETAILS.

ROOM BOOKING SYSTEM. ALLOW 2x CAT6A CONNECTIONS: 1NO. DIRECT PLUG INTO UNIT, 1NO. REDUNDANCY. SEE CHRIS LEWIS INFORMATION FOR FINAL DETAILS.

4NO. RJ45 OUTLETS FOR EACH VIDEO CONFERENCING SCREEN. SEE CHRIS LEWIS INFORMATION FOR FINAL DETAILS.

WALL MOUNTED WIFI POINT

INDUCTION LOOP TAPE

42U DATA CABINET

SPEAKERS TO BE MOUNTED ON LIGHTING TRACK, ADDITIONAL CABLING REQUIRED PLEASE SEE CHRIS LEWIS INFORMATION FOR FINAL DETAILS.

MICROPHONE. ALLOW 2x CAT6A CONNECTIONS: 1NO. DIRECT PLUG INTO UNIT, 1NO. REDUNDANCY TO EACH ITEM. SEE CHRIS LEWIS INFORMATION FOR FINAL DETAILS.

42U DATA CABINET

P08	DRAFT TENDER ISSUE	JR	JR	A3	29.10.25
P07	STAGE 4B UPDATE	TG	JR	A3	18.07.25
P06	STAGE 4B UPDATE	JG	JR	A3	27.06.25
P05	STAGE 4B ISSUE	JG	JR	A3	13.06.25
P04	STAGE 4A ISSUE	JG	JR	A3	04.04.25
P03	STAGE 3 UPDATE	JG	JR	A3	16.12.24
P02	STAGE 3 ISSUE	TG	JR	A3	25.11.24
P01	STAGE 3 COORDINATION ISSUE	JG	JR	A3	08.11.24
REV	DESCRIPTION	BY	CHK	APP	DATE

Project Status: DRAFT TENDER ISSUE



Project: 313293  
TOWER OF LONDON  
REVELLER

Drawing Title:  
GROUND FLOOR  
AUDIO VISUAL & DATA LAYOUT

Scale @ A1 1:100	Date NOV 2024	Engineer JR	Revision P08
---------------------	------------------	----------------	-----------------